

**GATOR NITRO JOINT SAND WITH GATOR TILE SYSTEM**

TDS Revision Date (dd/mm/yyyy): 19/01/2023

TECHNICAL DATA SHEET

Update:

January 19, 2023

Make sure you have an updated data sheet on hand.

Canada and U.S. dial **1-855-847-7767** or (450) 624-1611**Description:**

GATOR NITRO JOINT SAND is the ideal air cure, permeable jointing material. It is a ready-to-use mixture of calibrated sand and proprietary resin formula which cures when exposed to air, hardening from top to bottom of the joint. The product can be installed in wet or dry weather.

Ideal for:

- Outdoor porcelain tiles with Gator Tile System
- Pedestrian applications:
 - Patios
 - Pool areas
 - Walkways

Features:

- Joints of 1/8" (3 mm) to 1/4" (6 mm) for porcelain tile
- Permeable
- Apply rain or shine
- Strength from top to bottom
- Works above 37°F (3°C)

	Minimum joint width	Maximum joint width	Joint Depth	Pedestrian	Vehicular
Porcelain Tile with Gator Tile System	1/8" (3 mm)	1/4" (6 mm)	3/4" (20 mm)	✓	X

Note: Outdoor Porcelain tiles must be installed using Gator Tile System with minimum joint depth of 3/4" (20 mm).

Maintenance of paved surface:

When maintaining the paved surface, apply [Gator Shampoo](#) to clean the entire surface including the stone joints. Wash, rinse and remove any residue by using a hose and a watering gun set to shower with the normal maximum water pressure from any residential or commercial building (typically 80 psi/550 kPa).

GATOR NITRO JOINT SAND is permeable when installed. However, If not maintained properly, permeability will be obstructed over time. To avoid obstruction in the joints, periodically use a pressure washer to remove all dirt and debris. Wait 28 days after the initial application of **GATOR NITRO JOINT SAND** before using a pressure washer.

Moss:

GATOR NITRO JOINT SAND will not cause nor prevent moss, mold or mildew. Moss, mold and mildew are caused by certain on-site conditions including excess moisture, shade, absence of ventilation, inadequate cleaning or maintenance, presence of soil or other organic debris left on the product.



1800 Berlier st., suite 200, Laval, Quebec, Canada H7L 4S4
Tel.: 450 624-1611 Fax : 450 624-1622 Toll free : 1 866-212-1611
www.polybind.com - Email : info@polybind.com



GATOR NITRO JOINT SAND WITH GATOR TILE SYSTEM

TDS Revision Date (dd/mm/yyyy): 19/01/2023

Coverage:

The quantity required depends on the size of the joints. One pail of 40 lb (18.1 kg) will cover:



[Access our
online sand
calculator](#)

Porcelain tile 60 x 60 mm with joints of 1/8 (3mm) to 1/4" (6mm) and a thickness of 3/4" (20mm)				
	BEIGE	GREY	SILVER	BLACK
1/8" joint	535 sq. ft.	460 sq. ft.	535 sq. ft.	460 sq. ft.
3 mm joint	49.7 sq. m.	46 sq. m.	49.7 sq. m.	42.75 sq. m.
3/16" joint	360 sq. ft.	350 sq. ft.	360 sq. ft.	315 sq. ft.
5 mm joint	33.5 sq. m.	30.2 sq. m.	33.5 sq. m.	29.3 sq. m.
1/4" joint	275 sq. ft.	250 sq. ft.	275 sq. ft.	240 sq. ft.
6 mm joint	25.5 sq. m.	23.2 sq. m.	25.5 sq. m.	22.3 sq. m.

Storage:

Store outdoors under a covered area, away from direct sun or store indoors at temperatures ranging from -22 to 86°F (-30 to 30°C). Skid of **GATOR NITRO JOINT SAND** can be double stacked for storage, but not in transport.

PREPARATION INFORMATION (IMPORTANT NOTES)

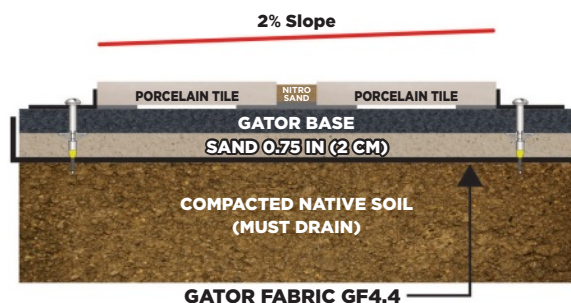
- Always refer to the latest **GATOR NITRO JOINT SAND** for porcelain tile [Technical Data Sheet \(TDS\)](#) at [Polybind.com](#) before installing.
- GATOR NITRO JOINT SAND** can be installed rain or shine. Paving surface must be pre-wet before installation and must remain wet throughout the installation process or staining may occur.
- GATOR NITRO JOINT SAND** is an extremely strong and rigid jointing material, please ensure there is ABSOLUTELY NO porcelain tile movement prior to installation to prevent joint cracking.
- For pedestrian applications only.
- GATOR NITRO JOINT SAND** must be installed above 37°F (3°C).
- Porcelain tile joint width Minimum 1/8" (3mm) Maximum 1/4" (6mm)
- Porcelain tile depth: Minimum 3/4" (20mm)
- Working time : approximately 45 minutes.
- GATOR NITRO JOINT SAND** can only be used on a drainage base application. In a non-drainage base application, **GATOR NITRO JOINT SAND** cannot be used.
- Paved surface can be used after 18 hours.
- Avoid power-washing for a minimum of 28 days after applying.

REQUIRED SUB-SURFACE PREPARATION

GATOR NITRO JOINT SAND WITH THE GATOR TILE SYSTEM is recommended for a variety of uses, including patios, walkways and pool decks:

Gator Tile System

- [Gator Fabric GF4.4](#) covering bottom and side of excavated area
- Installation of Sand or Chip Setting Bed (ASTM No. 9) 3/4" (20 mm)
- [Gator Base](#) installation exceeding 6" (15 cm) the final porcelain tiles area.
- Install the porcelain tiles with the help of the Gator Spacer and the [Gator XP glue](#) to insure a mechanical bonding and the structural integrity of the system



**CROSS SECTION OF THE
GATOR TILE SYSTEM**



1800 Berlier st., suite 200, Laval, Quebec, Canada H7L 4S4
Tel.: 450 624-1611 Fax : 450 624-1622 Toll free : 1 866-212-1611
www.polybind.com - Email : info@polybind.com



GATOR NITRO JOINT SAND WITH GATOR TILE SYSTEM

TDS Revision Date (dd/mm/yyyy): 19/01/2023

REQUIRED SUB-SURFACE PREPARATION (CONT.)

- Install [Gator Tile Edge](#) against the porcelain tiles and use [Gator Base Screws](#) at every second holes on the [Gator Base](#)
- Always refer to the latest GATOR TILE SYSTEM Technical Data Sheet (TDS) at Polybind.com before installing.

INSTALLATION STEPS

The Gator Tile system was designed for pedestrian use only, the **GATOR NITRO JOINT SAND** is ready-to-use and does not require any mixing. After you have followed the REQUIRED SUB-SURFACE PREPARATION described previously, you are ready to apply the **GATOR NITRO JOINT SAND**. Installation will be easier with two people.

NOTE


- There is no need to protect treated joints from rain while setting. Although the presence of rain will delay the setting process. Full strength: 28 days but surface can be walked on after 18 hours. If heavy rain has occurred when the joints have been pointed, then it may be necessary to revisit the job once the weather has cleared to touch up joints.
- **GATOR NITRO JOINT SAND** becomes very firm but will detach from porcelain tiles if the sub-base has excessive movement. It will also detach or crack from the porcelain tiles, if they are oscillating back and forth due to improper sub-surface preparation. By following **GATOR NITRO JOINT SAND** installation instructions carefully, you will obtain a very hard jointing material. It should be noted that **GATOR NITRO JOINT SAND** will continue to harden over time.
- When installing porcelain tiles around an underground pool, a slope of 1/8 inch (3 mm) per linear foot (30 cm) away from the pool is mandatory. All porcelain tiles must have a drainage slope for the **GATOR NITRO JOINT SAND** to work at its optimum. For the pool coping blocks, it is mandatory to use mortar in the joints. For the rest of the porcelain tile installation around the pool, you can use **GATOR NITRO JOINT SAND**.

- 1 Ensure the entire area to be jointed is thoroughly wet. If the surface is dry or temperature is high, more water will be required to avoid staining of the surface when spreading the **GATOR NITRO JOINT SAND**.
- 2 Open the bags and spread the contents over the paved surface. Wet the **GATOR NITRO JOINT SAND** with a hose set on "shower" while using a squeegee or broom to push the **GATOR NITRO JOINT SAND** diagonally across the paved surface and into the joints. This action compacts and forces the **GATOR NITRO JOINT SAND** into the joints ensuring the gaps are completely filled.
- 3 The joints should be filled 1/8" (3 mm) below the top surface or 1/8" (3 mm) below the tile chamfer with the **GATOR NITRO JOINT SAND**. Shower the surface to rinse off excess material from the paved surface. Repeat steps 2 and 3 until the whole tiled area is completed.
- 4 Any excess **GATOR NITRO JOINT SAND** residue left on the paved surface can be simply cleaned off by brushing and rinsing off the surface.

Note:

Excess material can be stored directly in the pail with 2" (50 mm) of water covering the **GATOR NITRO JOINT SAND** and closing the pail tightly. Excess product will last an extra 4 weeks when stored in this fashion.


For a nicer, smoother surface joint finish, use a suitable mason jointing tool. This process can only be done once Steps 1 to 4 are completed and the **GATOR NITRO JOINT SAND** is in its curing phase. Allow 18 hours of cure time before pedestrian use. Temperature and humidity will impact curing time.



1



2



3



4



**GATOR NITRO JOINT SAND WITH GATOR TILE SYSTEM**

TDS Revision Date (dd/mm/yyyy): 19/01/2023

The joints are effectively rain safe immediately, although rain will delay the setting process. Full strength will be reached after 28 days. Surface can be opened to traffic after initial setting, approximately 18 hours in dry conditions above 75°F (24°C). Porcelain tile must be installed with the Gator Tile System. Visit our [TDS](https://www.polybind.com) at [Polybind.com](https://www.polybind.com) for complete details.

GATOR NITRO JOINT SAND becomes very firm but will detach from outdoor porcelain tiles if the base has excessive movement. Excessive movement of tiles may cause **GATOR NITRO JOINT SAND** to crack or detach. By following **GATOR NITRO JOINT SAND's** installation instructions carefully, you will obtain a very hard jointing material. It should be noted that **GATOR NITRO JOINT SAND** will continue to harden over time.

Packaging:	Product	Size	Units per Pallet
	GATOR NITRO JOINT SAND - Beige	40 lb (18.1 kg)	48
	GATOR NITRO JOINT SAND - Grey	40 lb (18.1 kg)	48
	GATOR NITRO JOINT SAND - Silver	40 lb (18.1 kg)	48
	GATOR NITRO JOINT SAND - Black	40 lb (18.1 kg)	48

5-YEAR LIMITED WARRANTY

Before applying the product, the user/buyer must determine its suitability for intended use and user/buyer assumes all risks in that regard. It is a condition of the Limited Warranty that before using the product on the intended larger area, the user/ buyer must test the product on a small less observed area of approximately 4 sq. ft. (0.4 sq. m.) to ensure results meet user/buyer's expectations. In the event that no test is carried out, the 5-year Limited Warranty will only apply to 4 sq. ft. (0.4 sq. m.). Alliance Designer Products Inc. cannot guarantee results as it has no control over surface preparation and product application. If this product is proven to be defective, on the condition that it was applied pursuant to the required method of application and surface preparation, the sole obligation Alliance Designer Products Inc. is to refund the purchase price. Proof of purchase is required for any claim. Alliance Designer Products Inc. shall not be liable for any other damages whatsoever, direct or consequential. To the extent permitted by law, Alliance Designer Products Inc. excludes any implied warranty of quality, merchantability or fitness for purpose.

1 YEAR LIMITED WARRANTY (COMMERCIAL)

Please note that when the product is used for other purposes (Mixed-use, commercial, institutional or other), the above terms apply except that the applicable period is reduced to 1 year from purchase. ALLIANCE DESIGNER PRODUCTS INC. excludes any responsibility for use of any Gator NITRO sand for any installation not installed to manufacturer's specifications.

EXCLUSION OF RESPONSIBILITY

THE PARTIES AGREE THAT REFUND OF THE PURCHASE PRICE AS STATED IS THE ONLY OBLIGATION OF THE MANUFACTURER. IN ALL EVENTS, THE MANUFACTURER SHALL NOT BE LIABLE FOR ANY OTHER DAMAGES OR COSTS WHATSOEVER, (INCLUDING REMOVAL OR REINSTALLATION OF SAND OR PORCELAIN TILES) DIRECT OR CONSEQUENTIAL. TO THE EXTENT PERMITTED BY LAW, THE MANUFACTURER EXCLUDES ANY IMPLIED WARRANTY OF QUALITY, MERCHANTABILITY OR FITNESS FOR PURPOSE. ALLIANCE DESIGNER PRODUCTS INC. excludes any responsibility whatsoever for the presence of moss, mold, mildew, or similar factors that may occur on the product after its installation. The presence of moss, mold or mildew is caused by the particular on-site conditions, including excess moisture, shade, absence of ventilation, inadequate cleaning or maintenance, presence of soil or other organic debris left on the product after installation. ALLIANCE DESIGNER PRODUCTS INC. excludes any responsibility for use of GATOR NITRO SAND for any installation not installed to manufacturer's specifications. Alliance Designer Products shall not be liable for any non-compliant use.

**5 YEAR
LIMITED WARRANTY**



1800 Berlier st., suite 200, Laval, Quebec, Canada H7L 4S4
Tel.: 450 624-1611 Fax : 450 624-1622 Toll free : 1 866-212-1611
www.polybind.com - Email : info@polybind.com